


STAAR scores may be accessed on an online student portal created by the Texas Education Agency (TEA). Log in to the student portal at www.texasassessment.com to view your child's STAAR scores and access additional resources.



Steps to Access Your Child's STAAR Scores



- Go to TexasAssessment.com



- Select "Log in to Student Portal"
- If you have your access code, enter the code and your child's birthday to view their scores.



- If you DO NOT have your access code, click on "**Lookup Access Code**" in the middle of the screen.

Enter access code and student date of birth:

A form with a text input field labeled "Access Code", three dropdown menus labeled "Month", "Day", and "Year", and a blue circular button labeled "Go".

[▶ Where's my access code?](#)

[▶ Lookup Access Code](#)

- Enter your **child's first name only**, their **Social Security number** (without the dashes) in the PEIMS ID field, and their **birthday**.

Lookup Student Access Code:

A form with a text input field labeled "Student's First Name", a text input field labeled "PEIMS ID", three dropdown menus labeled "Month", "Day", and "Year", and a blue circular button labeled "Go".

[Cancel Lookup Student Access Code](#)

- Click on "**GO**" and your child's code will appear. (Be sure to write down the code for future use, as this code is valid as long as your child is enrolled in a public school in Texas.)

- The student's Access Code will automatically populate. Click GO again.

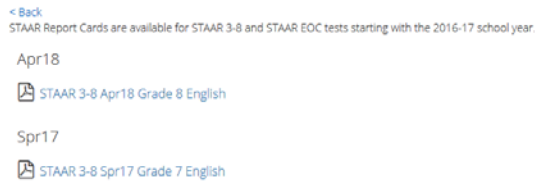
A form with a green message "Access Code Lookup Successful", a text input field containing "XXXXXX", three dropdown menus containing "XXXXXX", "XX", and "XXXX", and a blue circular button labeled "Go".

- The student's test history will be displayed on the screen. Click on any test name to view its details.

- To obtain an electronic copy of the 2018 STAAR Report Card, click the Download PDFs button in the upper-right corner.





- Click on the test administration to view the STAAR Report Card.





- The system will generate a PDF file suitable for download / printing.
- If you have questions, please contact your child's home campus or the BISD Central Office at 325-643-5644 x1115.

What teachers and students can see:







 **Texas Assessment Data Portal** Welcome [redacted]
Help Ver en español Sign Out
[Understanding the STAAR Report Card](#)




Want to learn more about the STAAR Report Card?
Visit TexasAssessment.com to learn all about the new report and what you can do to help your child succeed. [Learn More](#)

Testing History For [redacted]  [Download Report Card\(s\)](#)  [Filter Tests](#)


2017-18 School Year

 STAAR Grade 5  Reading	[redacted] April 2018	Performance  Approaches Grade Level
 STAAR Grade 5  Mathematics	[redacted] April 2018	Performance  Meets Grade Level





2016-17 School Year

 **Texas Assessment Data Portal** Welcome, [redacted]
Help Ver en español Sign Out
[Understanding the STAAR Report Card](#)


[redacted] results for [redacted] PEIMS: [redacted]


 **STAAR Grade 5 Mathematics**

Taken in April 2018 at [redacted]

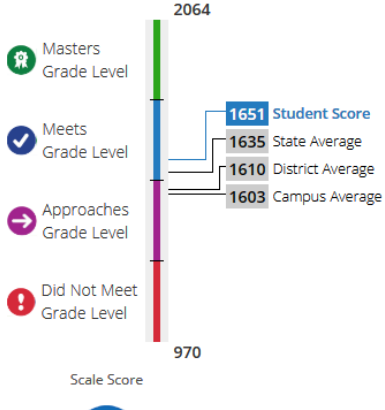
 Test History Test Results Detailed Results Test Questions

Student Score: 1651

 **Meets Grade Level**

 **61st Percentile**
Your child scored the same or better than 61% of all Grade 5 in students in Texas.

Comparison



Scale Score

Level	Score
Masters Grade Level	2064
Meets Grade Level	1635
Approaches Grade Level	1610
Did Not Meet Grade Level	970

1651 Student Score
1635 State Average
1610 District Average
1603 Campus Average

STAAR Grade 5 Mathematics

Taken in April 2018 at

- Test History
- Test Results
- Detailed Results
- Test Questions

Previous

Item 5 of 36
Your child's response was C, and it was correct.

Next

Reporting Category 2:
2. Computations and Algebraic Relationships

Student Expectation 5.3(G):
(5.3) Number and operations. The student applies mathematical process standards to develop and use strategies and methods for positive rational number computations in order to solve problems with efficiency and accuracy. The student is expected to:

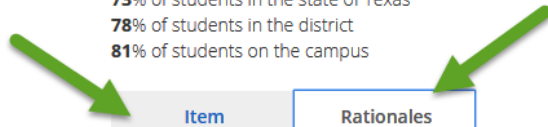
(G) solve for quotients of decimals to the hundredths, up to four-digit dividends and two-digit whole number divisors, using strategies and algorithms, including the standard algorithm

Percentage of Students Who Answered this Item Correctly:

73% of students in the state of Texas

78% of students in the district

81% of students on the campus



Item	Rationales
-------------	-------------------

Test questions and answer choice explanations are provided in the language your child tested.

Rationales	
Option C is correct	To determine the quotient (answer) the student should have divided 4.68 by 78. ($4.68 \div 78 = 0.06$)
Option A is incorrect	The student likely divided 78 by 46 instead of 46 by 78 in the first step, subtracted $78 - 46$ to get 32, and then brought down the digit 8 from 468. The student likely carried out the remaining division algorithm (procedure) correctly, resulting in 0.14 as the quotient (answer) and disregarded the remainder. The student needs to focus on understanding how to carry out all the steps in the division algorithm.